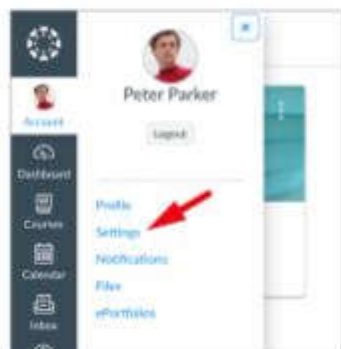


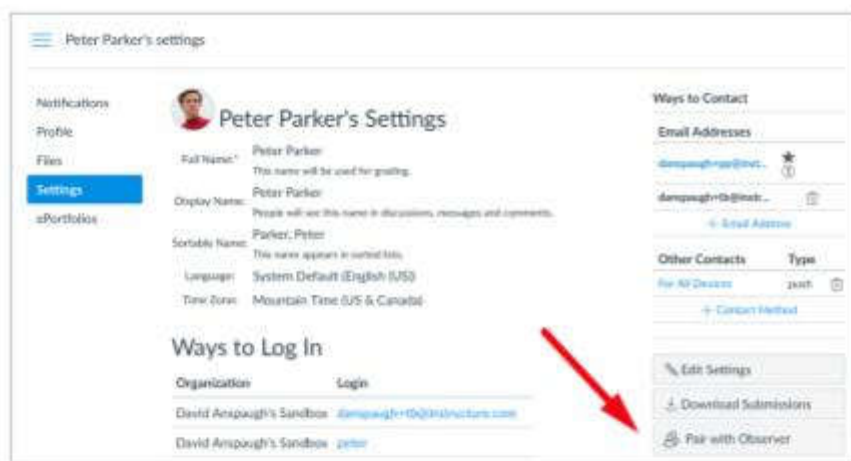


Create a Pairing Code as a Student

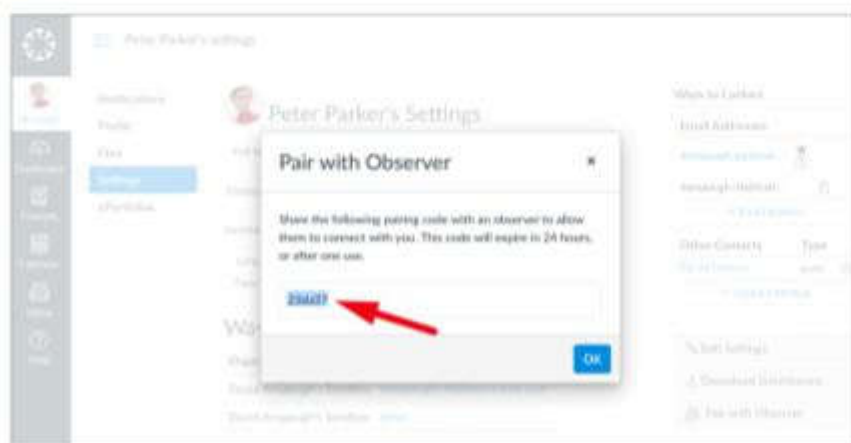
- 1 From the global navigation of Canvas web, select *Account*, then choose *Settings*.



- 2 Select *Pair with Observer* from the sidebar of the settings page.



- 3 Copy or share the pairing code with an observer to allow them to register.





How to connect with your student using the Canvas Parent mobile app.

1 Download the Canvas Parent app from the App Store or Google Play.



2 Open the Canvas Parent app, tap the Find my School button, enter [SCHOOL NAME], and proceed.



3 Tap Create Account link at the bottom of the login page.



4 Fill out the signup form, including the pairing code that was shared with you, and tap Start Participating.



5 You're now connected!